




ANDY-FLYVER




Fold midten på langs




Bøj det ene hjørne




Bøj det andet hjørne




Fold en trekant 2cm fra kanten




Fold det ene hjørne




Fold det andet hjørne




Bøj den lille trekant ned




Fold midten



Bøj den ene vinge



Bøj den anden vinge



FÆRDIG!